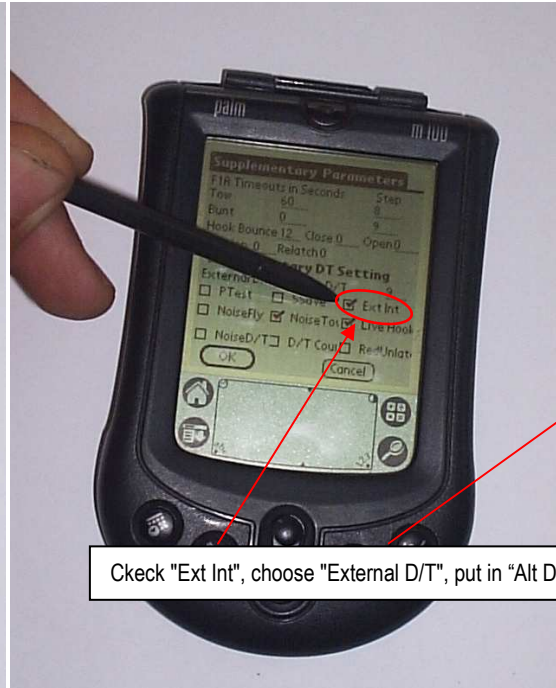
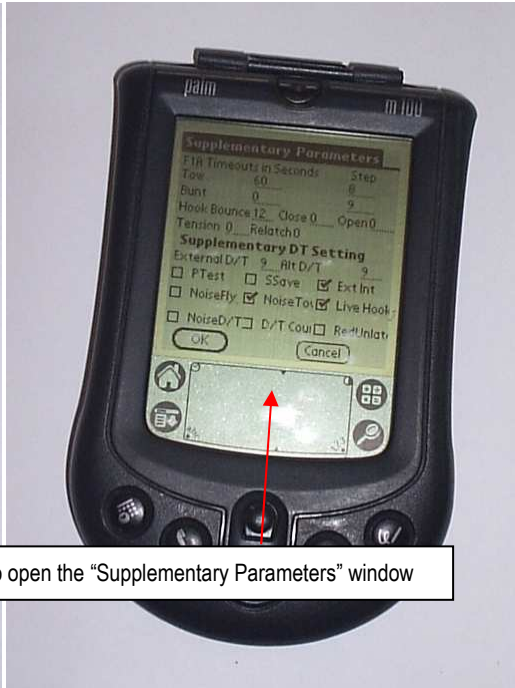
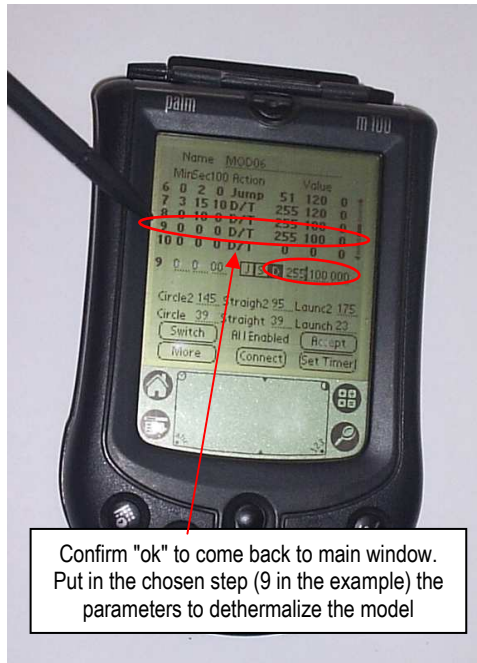



In the main window click "More" to open the "Supplementary Parameters" window





Check "Ext Int", choose "External D/T", put in "Alt D/T" the step to jump when RDT is activated (example 9)



Confirm "ok" to come back to main window. Put in the chosen step (9 in the example) the parameters to dethermalize the model

Connections and setup of BlackMagic e-timer to work with **Aeris RDT**

<http://www.ffelectronics.com>



Connect Aeris HT RDT here through an extension cable

BACK SIDE